

ELEVAH[®]40 MOVE picking

ELECTRIC SYSTEM

Max. working height	4,00 m	
Max capacity	200 kg	
Number of people	1	
Use	Internal - External	
A	Closed machine height	1730 mm
B	Minimum platform height	290 mm
C	Maximum platform height	1950 mm
D	Base overall dimensions	1000 mm
E		715 mm
G	Cage dimensions	685 mm
H		580 mm
Machine weight	365 kg	
Driving wheels size	Ø 186 x 60 mm	
Idle rear wheels size	Ø 150 x 40 mm	



PICKING PLATFORM

I	Dimensions	500 mm
L		680 mm
Adjustment		Electric
J	Stroke	700 mm
Min. height from the ground		850 mm
Maximum height from the ground		2875 mm
Capacity		100 kg

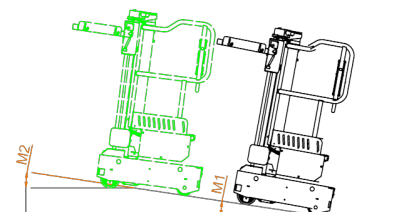
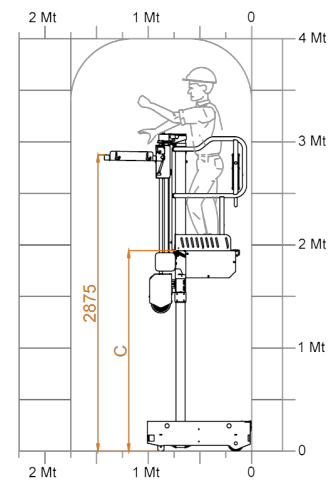
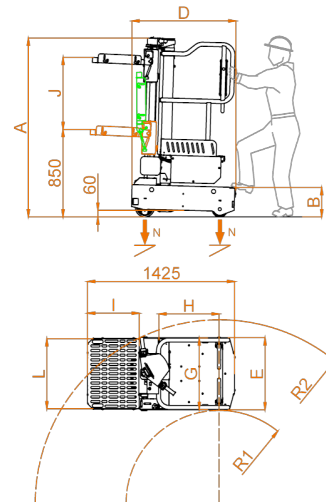
PERFORMANCE

Power supply		24V
Batteries		2 PB Acid 12V 50 Ah*
Battery charger		115V-230V 50/60HZ
M1	Maximum climbing ability	15%
M2	Surmountable landing slope	15%
R1	Internal turning radius	900 mm
R2	External turning radius	1780 mm
Max. speed (rising – descending)		0,15 m/s
Maximum shifting speed		5 km/h
N	Maximum pressure for wheel at full load **	1,85 kN

* There is an intermediate step.

** Maximum pressure whereas the weight of the platform plus the maximum load on the basket are completely distributed on one side of the platform (totally asymmetric load).

CE Complies with European regulations for man-up forklift trucks. UNI EN ISO 3691-1. In assessing compliance, only those standards whose proposed measures have been implemented were considered and only if a corresponding risk does indeed exist.



ELEVAH[®]40 MOVE picking

MANUAL SYSTEM

Max. working height	4,00 m	
Max capacity	200 kg	
Number of people	1	
Use	Internal - External	
A	Closed machine height	1730 mm
B	Minimum platform height	290 mm
C	Maximum platform height	1950 mm
D	Base overall dimensions	1360 mm
E		715 mm
G	Cage dimensions	685 mm
H		580 mm
Machine weight	345 kg	
Driving wheels size	Ø 186 x 60 mm	
Idle rear wheels size	Ø 150 x 40 mm	



PICKING PLATFORM

I	Dimensions	500 mm
L		700 mm
Adjustment	Manual	
J	Stroke	980 mm
Min. height from the ground	670 mm	
Maximum height from the ground	2975 mm	
Capacity	100 kg	

PERFORMANCE

Power supply	24V	
Batteries	2 PB Acid 12V 50 Ah*	
Battery charger	115V-230V 50/60HZ	
M1	Maximum climbing ability	15%
M2	Surmountable landing slope	15%
R1	Internal turning radius	900 mm
R2	External turning radius	1780 mm
Max. speed (rising – descending)	0,15 m/s	
Maximum shifting speed	5 km/h	
N	Maximum pressure for wheel at full load **	1,8 kN

* There is an intermediate step.

** Maximum pressure whereas the weight of the platform plus the maximum load on the basket are completely distributed on one side of the platform (totally asymmetric load).

CE Complies with European regulations for man-up forklift trucks. UNI EN ISO 3691-1. In assessing compliance, only those standards whose proposed measures have been implemented were considered and only if a corresponding risk does indeed exist.

